

WHAT TO KNOW ABOUT:

# AMERICAN RESCUE PLAN ACT FUNDS:

## A LOCAL OVERVIEW

This guide provides a big picture overview of the American Rescue Plan Act, how funds are allocated, and ways to ensure funds are spent equitably.



*An Economic Justice Circle, Pittsburgh Budget and Policy Center, and Equitable and Just  
Greater Pittsburgh Info Guide*

# WHAT IS THE AMERICAN RESCUE PLAN ACT (ARPA)?

The American Rescue Plan Act of 2021, also known as the COVID-19 Stimulus Package, is a \$1.9 trillion economic stimulus bill passed in hopes to speed up the United States' recovery from the economic and health effects of the COVID-19 pandemic and the ongoing recession.

## WHAT'S IN THE ARPA?

---




\$350 billion direct aid to states, and localities



\$250 billion for vaccines, testing and school reopening



\$650 billion in direct economic stimulus and extended unemployment



\$150 billion in child tax credits to lift American children out of poverty



\$4 billion in debt relief to Black indigenous farmers



\$27 billion in additional emergency rental assistance and vouchers

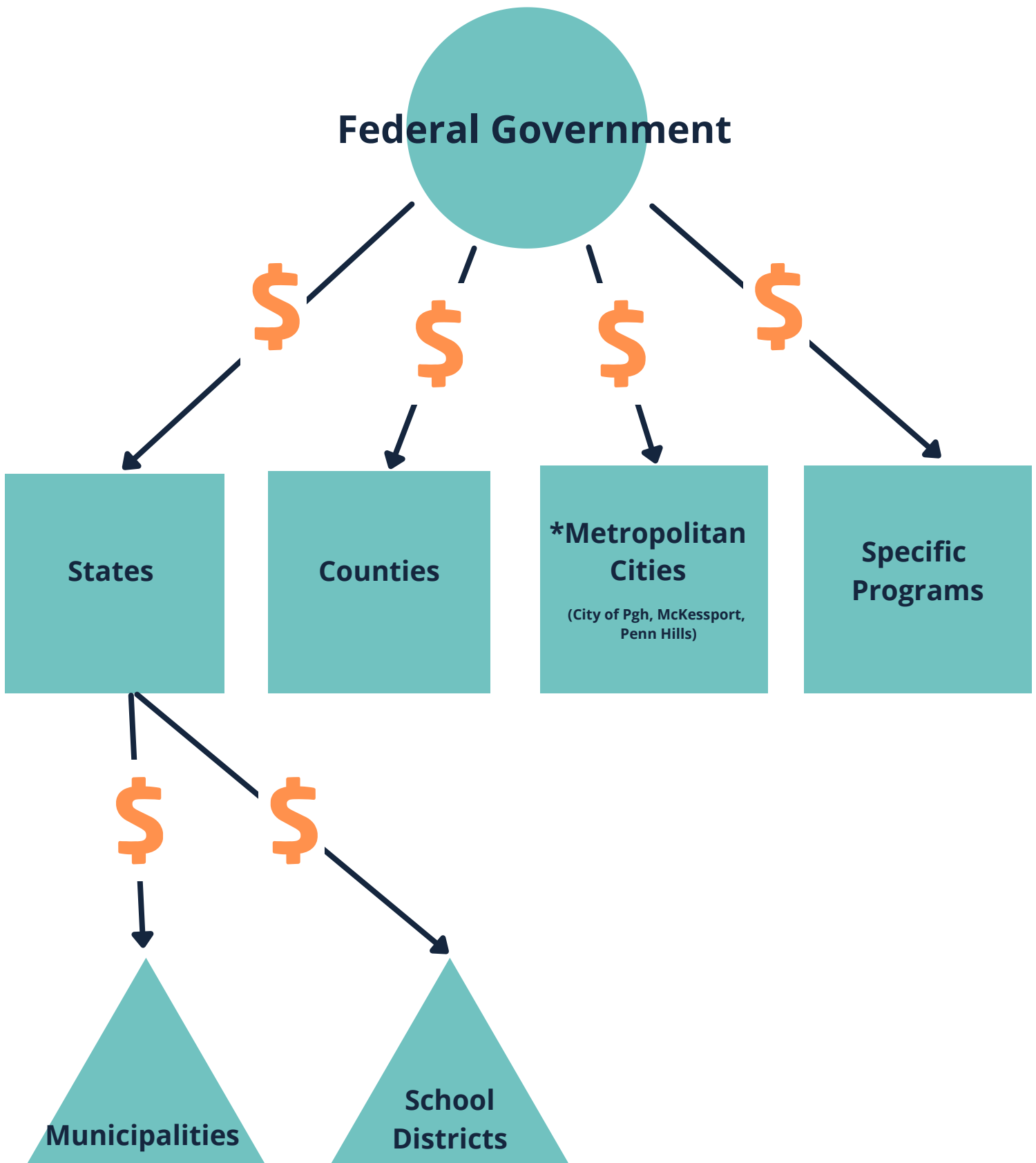
## ELIGIBLE USES FOR ARPA SPENDING

The use of these funds should respond to negative impacts of the public health emergency and be designed to address economic harm resulting from or made worse by the public health emergency.

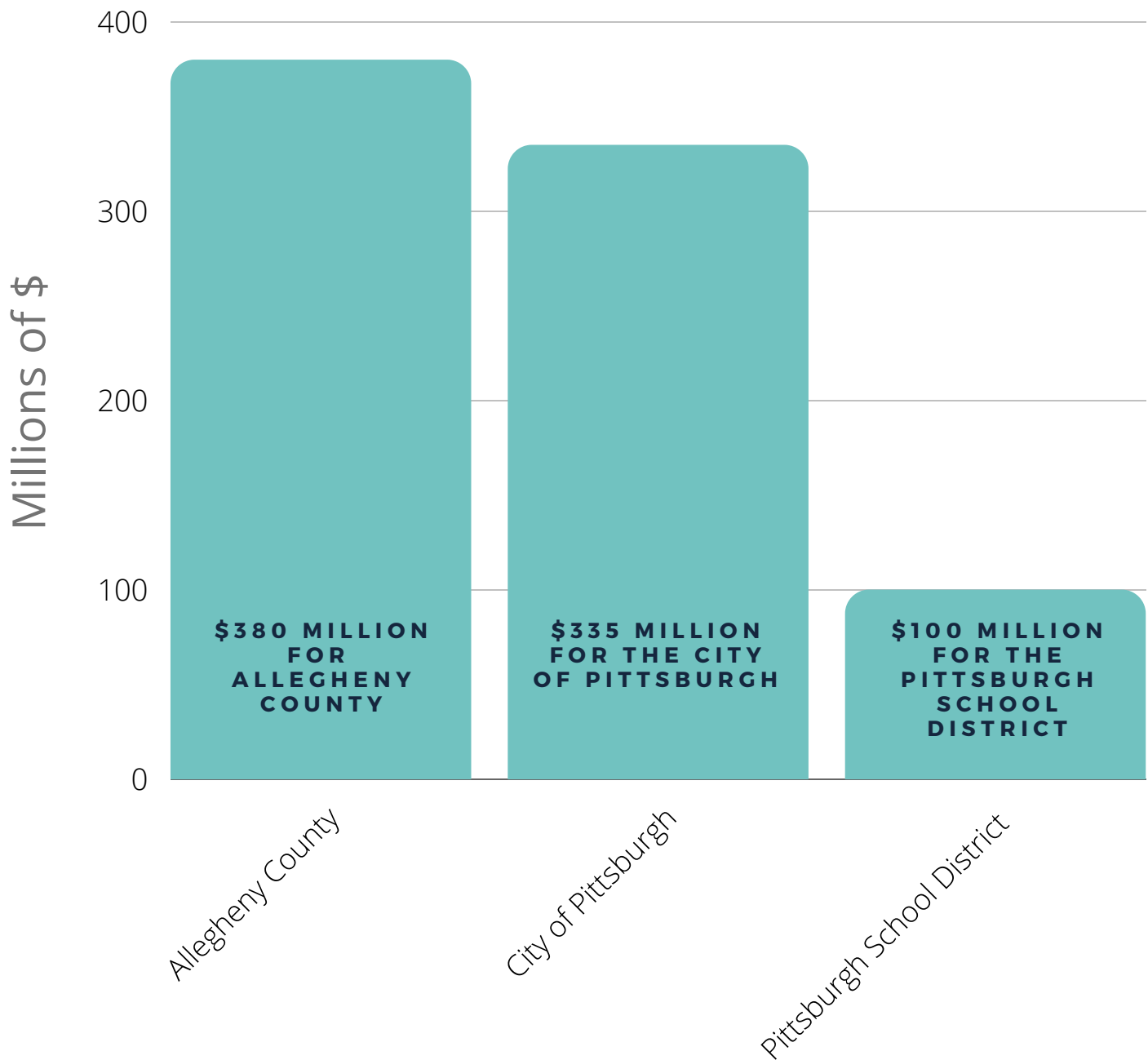
- Support public health expenditures
- Address negative impact caused by the public health emergency
- Replace lost public sector revenue
- Provide premium pay for essential workers
- Invest in water, sewer, and broadband infrastructure

# GENERAL FLOW OF ARPA MONEY

---



# GREATEST LOCAL ARPA ALLOCATIONS



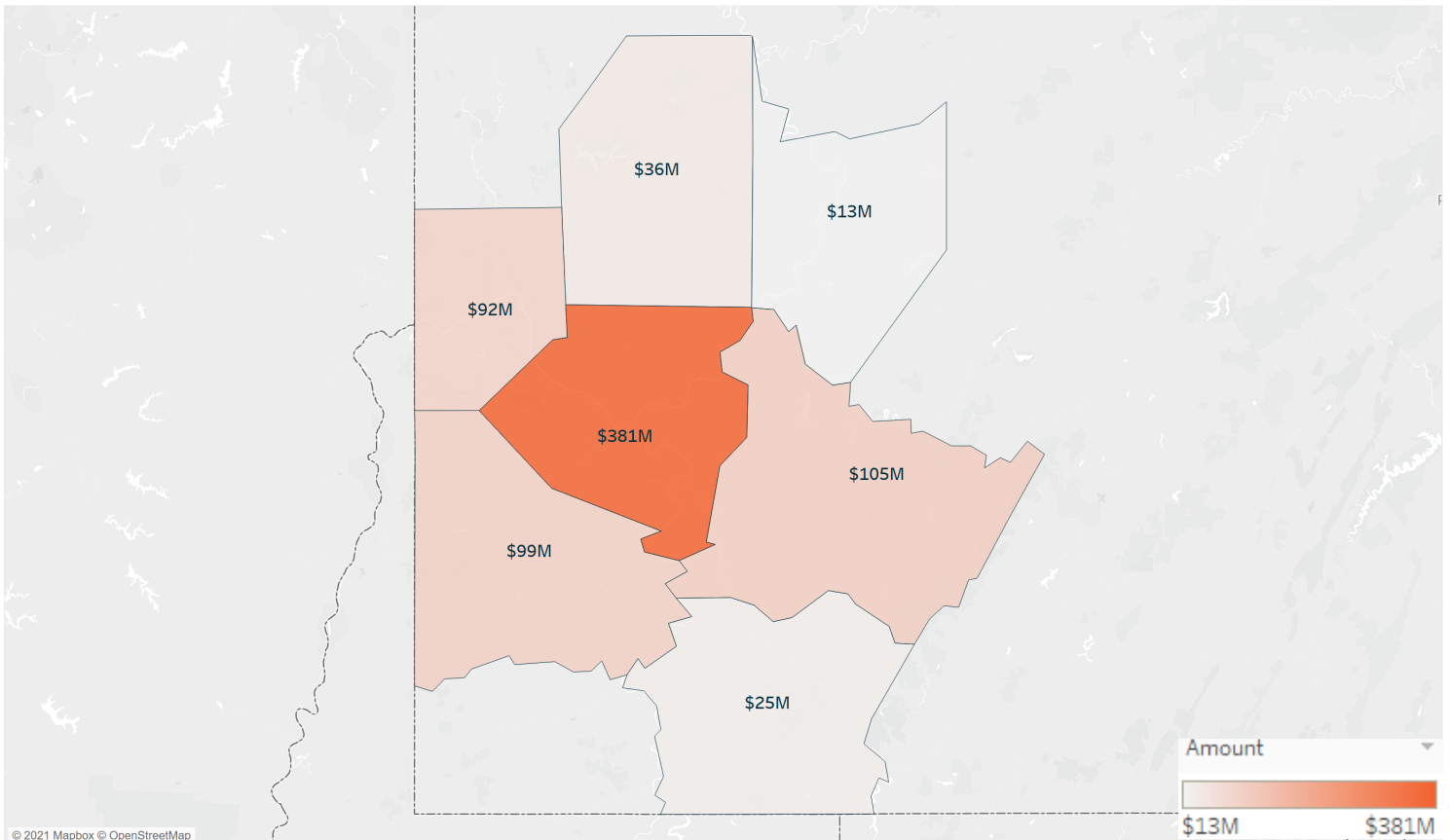
Additional funds are being designated for other counties, other municipalities within Allegheny County, and other school districts. Other info guides on funding for other municipalities and school districts are under development.

## SPENDING TIMELINE

- Funds must be obligated by December 31, 2024
- Funds must be spent by December 31, 2026

# COUNTY ALLOCATIONS

County Amounts



\*Map courtesy of Jared Kohler, CREATE Lab\*

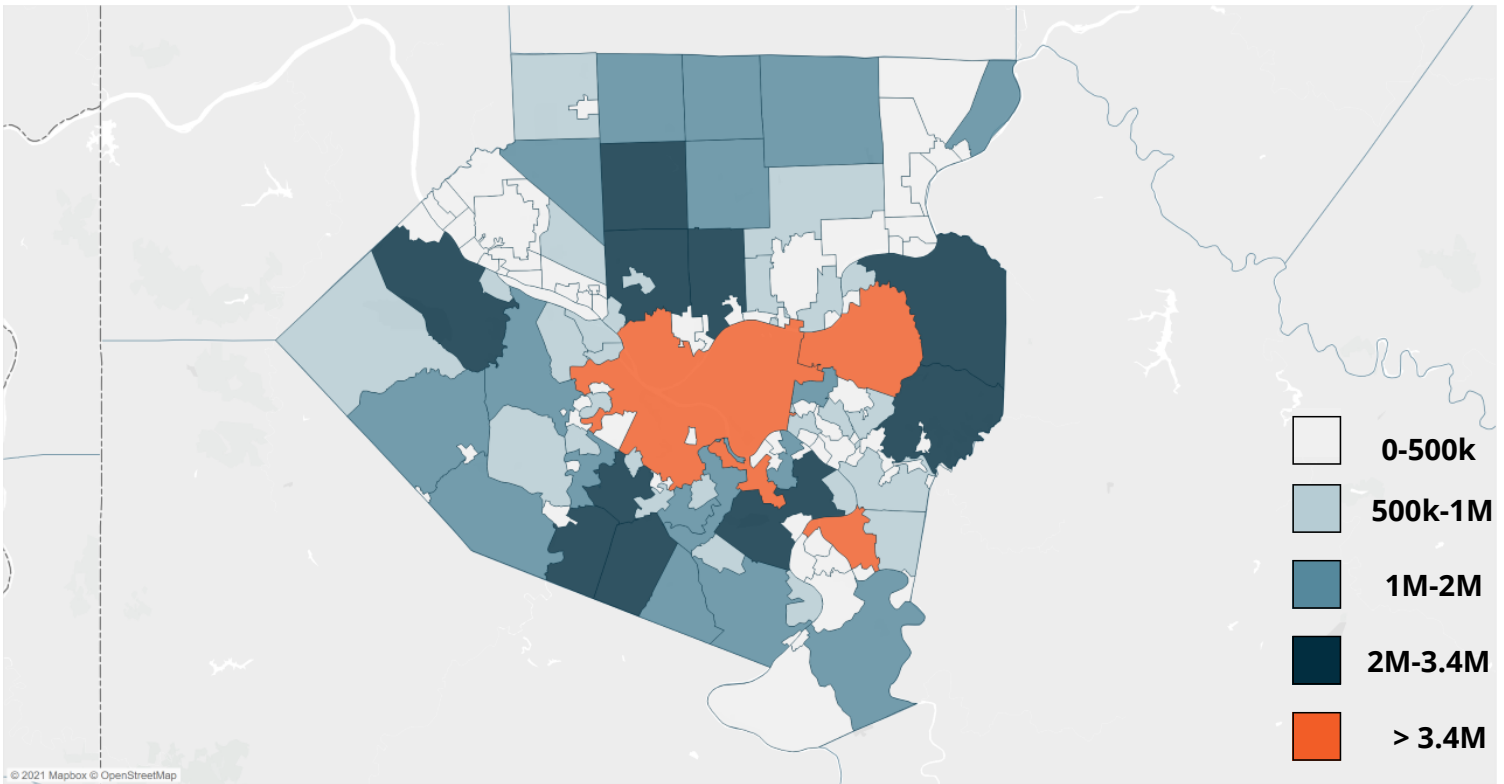
## County Amount

Allegheny	\$380,998,452.00
Armstrong	\$12,574,015.00
Beaver	\$91,978,752.00
Butler	\$36,488,243.00
Fayette	\$25,109,959.00
Washington	\$98,857,371.00
Westmoreland	\$105,319,216.00

*Counties receive their money directly from the federal government.*

# MUNICIPAL ALLOCATIONS

NEU Allocations



\*Map courtesy of Jared Kohler, CREATE Lab\*

## Metropolitan Cities ●

Pittsburgh \$335,070,222

McKeesport \$24,753,914

Penn Hills \$17,129,203

## "Non-Entitlement Units"

*See table below for allocations.*

*These municipalities receive their money directly from the federal government.*

*Non-Entitlement Units receive their allocations from the Commonwealth of Pennsylvania.*

# MUNICIPALITY ALLOCATIONS

This table shows the ARPA fund allocations to municipalities (Non-Entitlement Units) within Allegheny County.

Name	Max. Total Allocation	Name	Max. Total Allocation
Aleppo Township	\$ 194,684.74	Etna Borough	\$ 346,245.76
Aspinwall Borough	\$ 281,874.18	Fawn Township	\$ 240,320.52
Avalon Borough	\$ 474,884.22	Findlay Township	\$ 630,422.66
Baldwin Borough	\$ 2,046,701.78	Forest Hills Borough	\$ 659,206.70
Baldwin Township	\$ 202,953.60	Forward Township	\$ 342,477.66
Bell Acres Borough	\$ 143,082.82	Fox Chapel Borough	\$ 531,300.92
Bellevue Borough	\$ 841,121.78	Franklin Park Borough	\$ 1,558,001.22
Ben Avon Borough	\$ 181,182.40	Frazer Township	\$ 117,229.52
Ben Avon Heights Borough	\$ 37,994.92	Glassport Borough	\$ 451,647.66
Bethel Park Municipality	\$ 3,385,525.66	Glen Osborne Borough	\$ 56,312.04
Blawnox Borough	\$ 145,280.86	Glenfield Borough	\$ 21,038.52
Brackenridge Borough	\$ 328,137.98	Green Tree Borough	\$ 505,761.64
Braddock Borough	\$ 220,328.70	Hampton Township	\$ 1,902,990.94
Braddock Hills Borough	\$ 186,625.20	Harmar Township	\$ 313,693.62
Bradford Woods Borough	\$ 119,427.58	Harrison Township	\$ 1,071,394.06
Brentwood Borough	\$ 970,074.26	Haysville Borough	\$ 7,745.52
Bridgeville Borough	\$ 513,193.14	Heidelberg Borough	\$ 126,335.74
Carnegie Borough	\$ 817,047.86	Homestead Borough	\$ 329,603.34
Castle Shannon Borough	\$ 859,962.24	Indiana Township	\$ 745,663.46
Chalfant Borough	\$ 80,595.30	Ingram Borough	\$ 334,732.14
Cheswick Borough	\$ 175,320.94	Jefferson Hills Borough	\$ 1,161,932.92
Churchill Borough	\$ 305,738.76	Kennedy Township	\$ 849,181.32
Clairton City	\$ 684,641.32	Kilbuck Township	\$ 75,885.18
Collier Township	\$ 860,066.92	Leet Township	\$ 166,005.38
Coraopolis Borough	\$ 567,725.80	Leetsdale Borough	\$ 121,102.28
Crafton Borough	\$ 603,941.36	Liberty Borough	\$ 256,858.24
Crescent Township	\$ 266,801.82	Lincoln Borough	\$ 106,971.94
Dormont Borough	\$ 866,870.42	Marshall Township	\$ 1,004,615.10
Dravosburg Borough	\$ 180,345.06	Mccandless Township	\$ 2,950,939.10
Duquesne City	\$ 581,646.82	Mckees Rocks Borough	\$ 612,838.24
East Deer Township	\$ 150,304.98	Millvale Borough	\$ 383,298.66
East McKeesport Borough	\$ 213,734.54	Monroeville Municipality	\$ 2,865,843.02
East Pittsburgh Borough	\$ 183,903.80	Moon Township	\$ 2,662,470.74
Edgewood Borough	\$ 314,426.32	Mount Lebanon Township	\$ 3,341,773.94
Edgeworth Borough	\$ 172,390.20	Mount Oliver Borough	\$ 343,419.68
Elizabeth Borough	\$ 154,491.76	Munhall Borough	\$ 1,151,989.34
Elizabeth Township	\$ 1,355,675.64	Neville Township	\$ 109,274.66
Emsworth Borough	\$ 245,972.64	North Braddock Borough	\$ 488,700.56

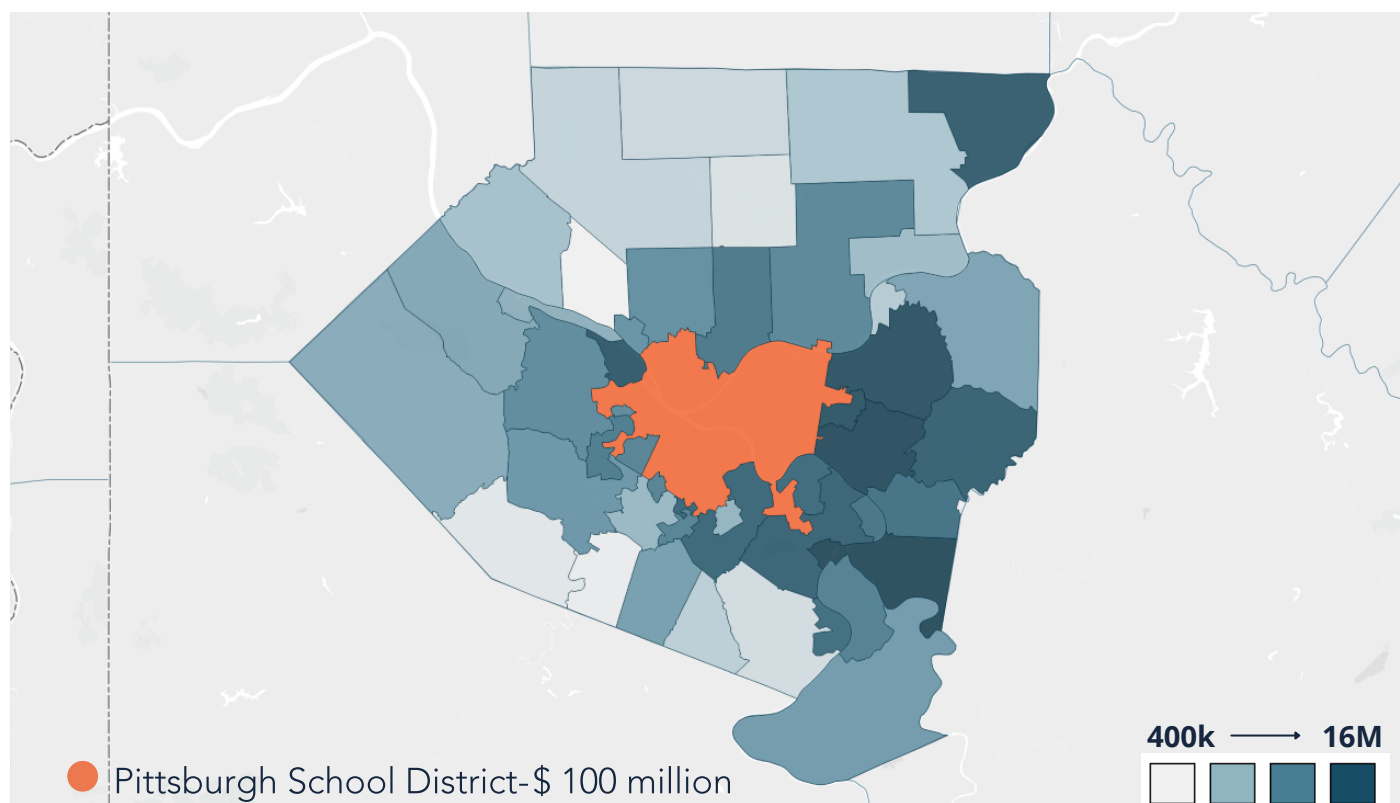


# MUNICIPALITY ALLOCATIONS

Name	Max. Total Allocation	Name	Max. Total Allocation
North Fayette Township	\$ 1,550,779.04	South Versailles Township	\$ 34,854.84
North Versailles Township	\$ 1,038,737.26	Springdale Borough	\$ 344,152.36
Oakdale Borough	\$ 149,886.32	Springdale Township	\$ 165,272.68
Oakmont Borough	\$ 684,641.32	Stowe Township	\$ 640,680.24
O'Hara Township	\$ 920,984.40	Swissvale Borough	\$ 905,074.68
Ohio Township	\$ 724,834.30	Tarentum Borough	\$ 456,985.78
Pennsbury Village Borough	\$ 68,349.00	Thornburg Borough	\$ 43,228.38
Pine Township	\$ 1,438,259.64	Turtle Creek Borough	\$ 537,790.42
Pitcairn Borough	\$ 330,545.38	Upper St. Clair Township	\$ 2,066,588.92
Pleasant Hills Borough	\$ 840,075.10	Verona Borough	\$ 252,357.48
Plum Borough	\$ 2,835,174.94	Versailles Borough	\$ 152,921.72
Port Vue Borough	\$ 382,147.30	Wall Borough	\$ 58,300.76
Rankin Borough	\$ 212,164.50	West Deer Township	\$ 1,254,565.18
Reserve Township	\$ 337,558.20	West Elizabeth Borough	\$ 51,601.92
Richland Township	\$ 1,190,402.94	West Homestead Borough	\$ 195,103.42
Robinson Township	\$ 1,449,668.58	West Mifflin Borough	\$ 2,061,878.80
Ross Township	\$ 3,189,584.90	West View Borough	\$ 682,024.58
Rosslyn Farms Borough	\$ 43,961.06	Whitaker Borough	\$ 129,266.48
Scott Township	\$ 1,719,505.82	White Oak Borough	\$ 778,843.60
Sewickley Borough	\$ 396,800.98	Whitehall Borough	\$ 1,401,834.76
Sewickley Heights Borough	\$ 84,468.06	Wilkins Township	\$ 642,040.94
Sewickley Hills Borough	\$ 72,221.76	Wilkinsburg Borough	\$ 1,600,601.60
Shaler Township	\$ 2,901,430.56	Wilmerding Borough	\$ 220,956.70
Sharpsburg Borough	\$ 347,292.44	McDonald Borough	\$ 214,571.88
South Fayette Township	\$ 1,668,950.58	Trafford Borough	\$ 318,089.74
South Park Township	\$ 1,426,432.02		



# SCHOOL DISTRICT ALLOCATIONS



\*Map courtesy of Jared Kohler, CREATE Lab\*

Local Education Agency (LEA)	LEA Share of ARP (\$)
ALLEGHENY VALLEY SCHOOL DISTRICT	1,598,265.00
AVONWORTH SCHOOL DISTRICT	466,391.00
BALDWIN-WHITEHALL SCHOOL DISTRICT	5,148,312.00
BETHEL PARK SCHOOL DISTRICT	2,377,557.00
BRENTWOOD BOROUGH SCHOOL DISTRICT	1,697,697.00
CARLYNTON SCHOOL DISTRICT	3,786,948.00
CHARTIERS VALLEY SCHOOL DISTRICT	2,700,904.00
CLAIRTON CITY SCHOOL DISTRICT	4,957,202.00
CORNELL SCHOOL DISTRICT	2,009,393.00
DEER LAKES SCHOOL DISTRICT	1,417,026.00
DUQUESNE CITY SCHOOL DISTRICT	4,815,793.00
EAST ALLEGHENY SCHOOL DISTRICT	4,824,333.00
ELIZABETH FORWARD SCHOOL DISTRICT	2,615,313.00
FOX CHAPEL AREA SCHOOL DISTRICT	3,130,901.00
GATEWAY SCHOOL DISTRICT	5,967,682.00
HAMPTON TOWNSHIP SCHOOL DISTRICT	875,228.00
HIGHLANDS SCHOOL DISTRICT	6,133,792.00
KEYSTONE OAKS SCHOOL DISTRICT	3,314,015.00
MCKEESPORT AREA SCHOOL DISTRICT	16,990,518.00
MONTOUR SCHOOL DISTRICT	3,014,735.00

# SCHOOL DISTRICT ALLOCATIONS

---

Local Education Agency (LEA)	LEA Share of ARP (\$)
MOON AREA SCHOOL DISTRICT	2,282,458.00
MT LEBANON SCHOOL DISTRICT	1,685,818.00
NORTH ALLEGHENY SCHOOL DISTRICT	1,295,858.00
NORTH HILLS SCHOOL DISTRICT	2,891,111.00
NORTHGATE SCHOOL DISTRICT	2,874,868.00
PENN HILLS SCHOOL DISTRICT	11,350,795.00
PINE-RICHLAND SCHOOL DISTRICT	1,021,929.00
PITTSBURGH SCHOOL DISTRICT	100,136,730.00
PLUM BOROUGH SCHOOL DISTRICT	2,322,929.00
QUAKER VALLEY SCHOOL DISTRICT	1,425,365.00
RIVERVIEW SCHOOL DISTRICT	1,403,367.00
SHALER AREA SCHOOL DISTRICT	4,165,478.00
SOUTH ALLEGHENY SCHOOL DISTRICT	3,415,109.00
SOUTH FAYETTE TOWNSHIP SCHOOL DISTRICT	567,378.00
SOUTH PARK SCHOOL DISTRICT	1,359,964.00
STEEL VALLEY SCHOOL DISTRICT	5,005,214.00
STO-ROX SCHOOL DISTRICT	8,401,285.00
UPPER SAINT CLAIR SCHOOL DISTRICT	551,718.00
WEST ALLEGHENY SCHOOL DISTRICT	2,035,191.00
WEST JEFFERSON HILLS SCHOOL DISTRICT	1,019,364.00
WEST MIFFLIN AREA SCHOOL DISTRICT	5,951,915.00
WILKINSBURG BOROUGH SCHOOL DISTRICT	9,090,204.00
WOODLAND HILLS SCHOOL DISTRICT	14,189,631.00

*School districts receive their allocations from the Commonwealth of Pennsylvania.*

*Note: Eligible uses of ARPA funds for school districts differ from the eligible uses for counties, cities, and municipalities. Please see the state Department of Education website for more information: <https://www.education.pa.gov/ARPEsser>*

# FOCUS ON EQUITY IN SPENDING

The U.S. Department of the Treasury's guidance frequently discusses the intersection of low-income households, communities and people of color, and poverty with the pandemic. According to the guidance, Treasury encourages recipients to provide assistance to those households, businesses, and nonprofits in communities most disproportionately impacted by the pandemic.

Recipient governments have enormous flexibility to help disproportionately impacted populations and communities — to help direct aid to geographic locations of greatest need, Treasury will automatically presume that certain types of services and investments will qualify as eligible use of funds when they are provided in a Qualified Census Tract (QCT).

---

## TARGETED SPENDING IS ENCOURAGED IN CERTAIN CENSUS TRACTS BASED ON QUALIFIED CENSUS TRACTS IN ALLEGHENY COUNTY

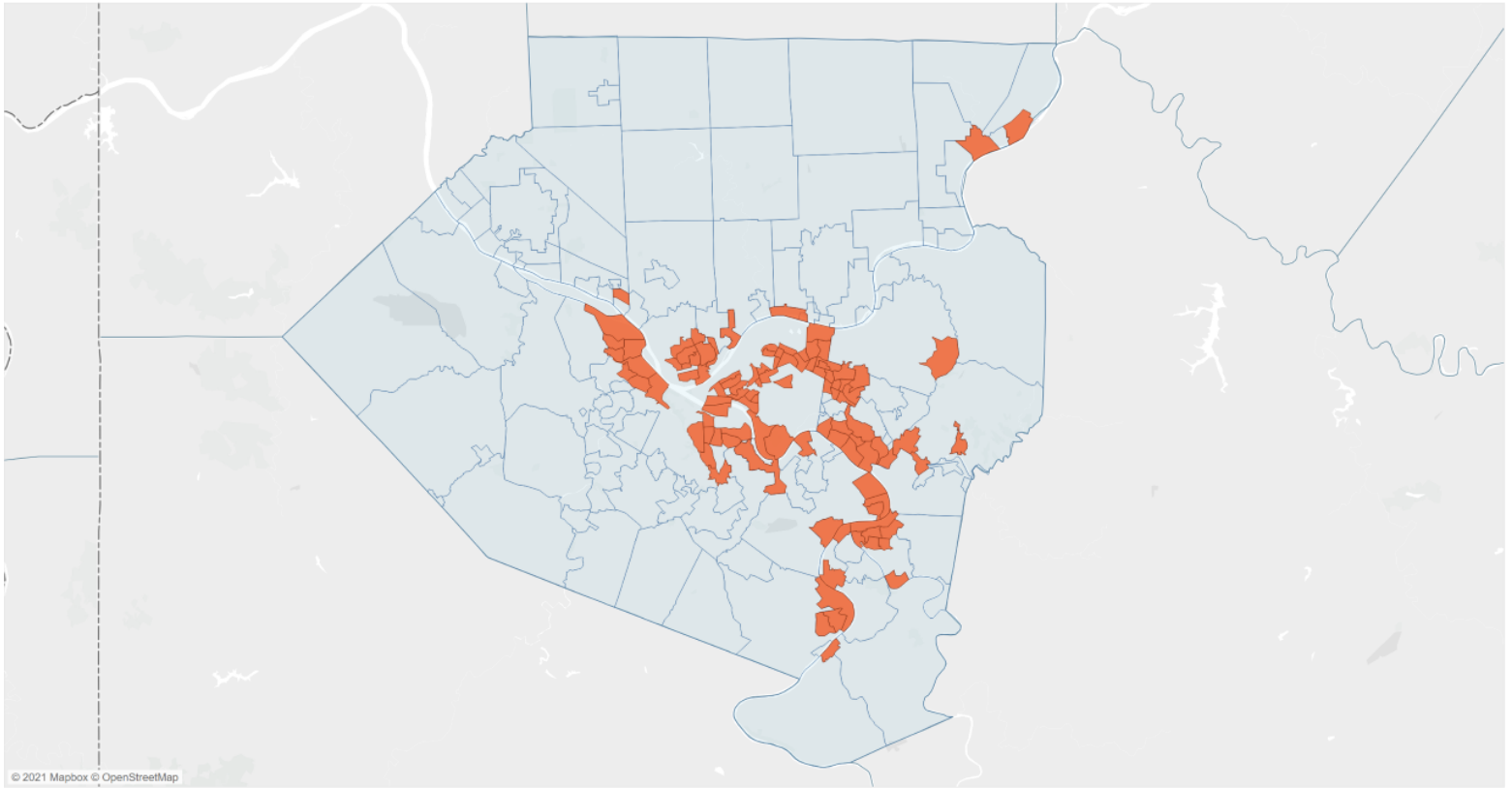
---

A Qualified Census Tracts (QCT) is defined as any census tract (or equivalent geographic area defined by the Bureau of the Census) in which 50 percent of households:

- have incomes below 60 percent of the Area Median Gross Income (AMGI)
- or-
- have a poverty rate of 25 percent or more

# THE QCTs IN ALLEGHENY COUNTY OUTSIDE OF THE CITY OF PITTSBURGH INCLUDE:

QCTs Allegheny County



© 2021 Mapbox © OpenStreetMap

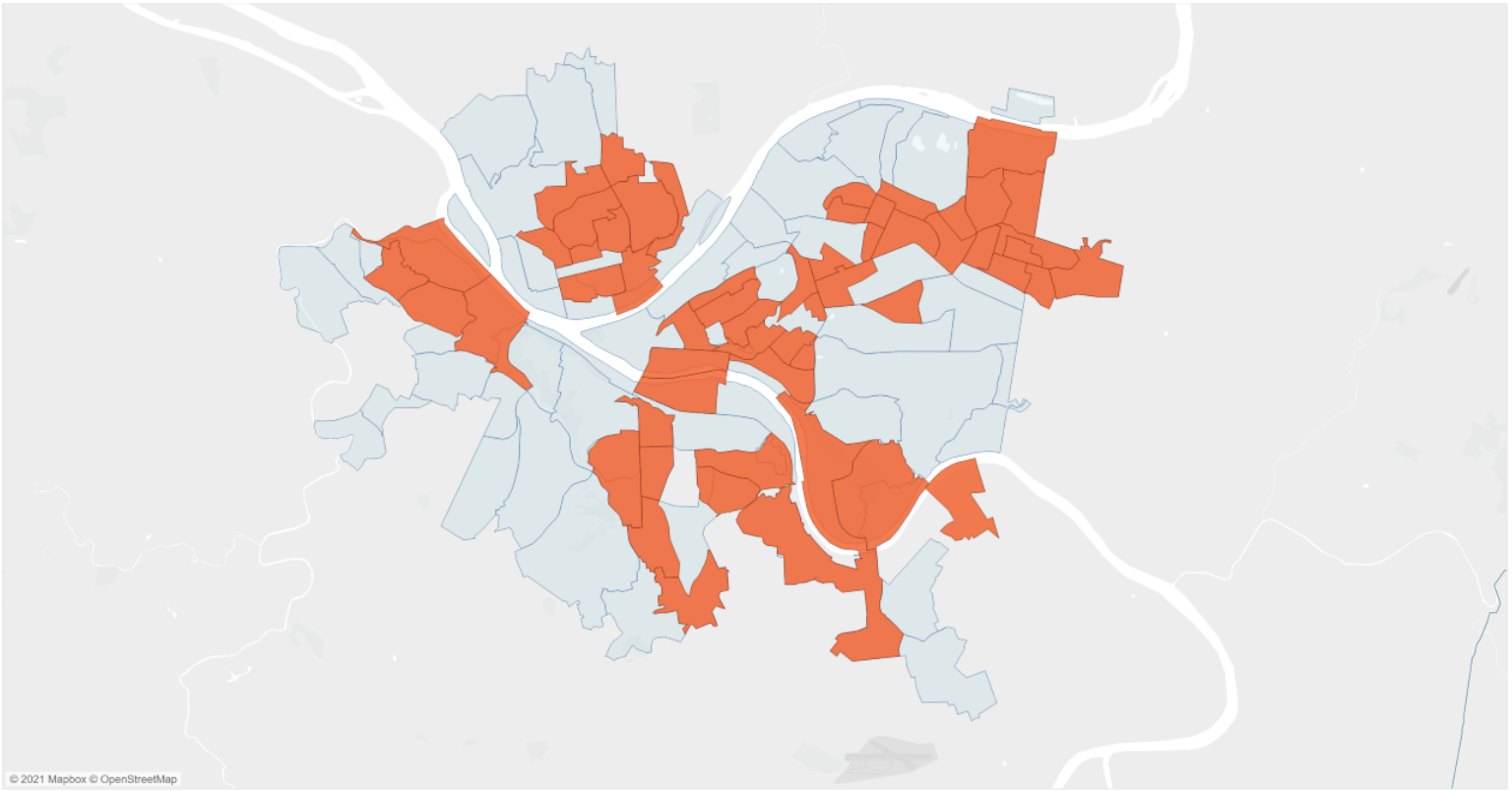
*\*Map courtesy of Jared Kohler, CREATE Lab\**

*Note: This map is for educational purposes only. Current qualifying census tracts might differ slightly from what is shown here. Census tracts may change following the 2020 census. See here for more information: <https://www.huduser.gov/portal/datasets/qct.html#2021>*

- Allegheny Valley: Millvale, Natrona Heights, New Kensington, Sharpsburg, Tarentum
- Monongahela Valley: Braddock, Clairton, Duquesne, Elizabeth, Homestead, McKeesport, Rankin, Versailles
- Ohio Valley: McKees Rocks and Stowe Township
- Mt. Oliver

# THE QCTs IN THE CITY OF PITTSBURGH INCLUDE THESE NEIGHBORHOODS:

QCTs City of Pittsburgh



© 2021 Mapbox © OpenStreetMap

*\*Map courtesy of Jared Kohler, CREATE Lab\**

*Note: This map is for educational purposes only. Current qualifying census tracts might differ slightly from what is shown here. Census tracts may change following the 2020 census. See here for more information: <https://www.huduser.gov/portal/datasets/qct.html#2021>*

- West Side: West End, Elliot, Sheridan, Esplen
- North Side: Perry South, Fineview, Northview Heights, East Allegheny
- South Hilltop: Allentown, Arlington, Beltzhoover, Knoxville
- Hill District: Crawford-Roberts, Bedford Dwellings, Middle Hill (Note: Upper Hill is not a QCT)
- Oakland: North, South, and West Oakland
- Greater Hazelwood: Hazelwood, Glen Hazel
- East Side: East Hills; East Liberty; Garfield; Homewood North, South, and West; Larimer, Lincoln-Lemington

## ALLEGHENY COUNTY DECISION MAKERS FOR SPENDING ARPA FUNDS

- **County Executive:** Final decision maker of ARPA allocations
- **County Council:** Votes and approves spending of ARPA funds
- **Budget and Finance Committee:** Complies all Department requests and reviews against guidance and allowable categories of costs. Seeks legislative approval to accept and spend funds and completes all federal reporting requirements.
- **County Departments:** Submits ARPA spending requests of potential projects, public health and health safety payroll and filling budgeted vacant positions to Budget and Finance



# CITY OF PITTSBURGH DECISION MAKERS FOR SPENDING ARPA FUNDS

- **Task Force:** City Councilperson Daniel Lavelle, City Councilperson Rev. Ricky Burgess, City Councilperson Theresa Kail-Smith, Mayor's Office

Responsibilities: Make recommendations regarding the distribution of ARPA funds allocated to the City of Pittsburgh using the Equity First Spending Plan detailing methods ARPA funding will use to reduce racial inequities in the City

- **City Council:** Councilmembers Rev. Ricky Burgess, Anthony Coghill, Deb Gross, Daniel Lavelle, Theresa Kail-Smith, Bruce Kraus, Corey O'Connor, Erika Strassburger, and Bobby Wilson

Responsibilities: Considers recommendations made by the Task Force and votes on ARPA funds allocations.

- **Mayor's Office:** Mayor Bill Peduto and staff; Incoming mayor and staff

Responsibilities: Has a representative on the task force . Distributes funds from the ARPA as voted by City Council.

- **Office of Management and Budget**

Responsibilities: Work with the Task Force to create an ARPA Spending Plan

# ECONOMIC JUSTICE CIRCLE

## CALL TO ACTION

In its guidance, U.S. Department of the Treasury explicitly urges "State, territorial, Tribal, and local governments to engage their constituents and communities in developing plans to use these payments, given the scale of funding and its potential to catalyze broader economic recovery and rebuilding."

**Given the scale of funding and the impact potential of ARPA funds, spending should be based in transparency, equity, and community engagement.**

- Transparency: Are decision makers presenting proposed ARPA spending with time for feedback to be incorporated?
- Equity: How is spending dispersed to address the needs of the most vulnerable populations?
- Community Engagement: Are decision makers seeking input from the community?

Engage decision makers!

- Contact City and County Council members
- Attend City and County Council meetings
- Demand a transparent public process for how ARPA spending is distributed
- Build your case! Historic disparities have only gotten worse and increased the need for funding to vulnerable communities.

## RESOURCES

- Economic Justice Circle Petition for Transparency, Equity, and Community Engagement
  - Link: <http://bit.ly/arpfundspetition>
- City Council Public Comment
  - Link: <https://pittsburghpa.gov/clerk/council-meetings>
- County Council Public Comment
  - Link: <https://www.alleghenycounty.us/county-council/request-to-comment.aspx>

## DATA SOURCES

- Pennsylvania COVID-19 ARPA Local Fiscal Recovery Fund Maximum Allocations to Non-Entitlement Units of Local Government
  - Link: <https://dced.pa.gov/download/pennsylvania-neu-allocations/?wpdmdl=106179>
- COVID-19 ARPA Local Fiscal Recovery Funding
  - Link: <https://dced.pa.gov/programs/covid-19-arpa-local-fiscal-recovery-funding/>
- QCT's and Difficult Development Areas
  - Link: <https://www.huduser.gov/portal/datasets/qct.html>
- School District Allocations
  - Link: <https://www.education.pa.gov/Schools/safeschools/emergencyplanning/COVID-19/CARESAct/March2021/Pages/Allocations.aspx>

If you are committed to advancing equity and justice and would like more information or are looking to get involved with future projects, feel free to contact us!



[pgheconomicjustice.com](http://pgheconomicjustice.com)  
[info@pgheconomicjustice.com](mailto:info@pgheconomicjustice.com)



[ejgp.org](http://ejgp.org)  
[info@ejgp.org](mailto:info@ejgp.org)



<https://krc-pbpc.org/>

*Info guide designed by: Nasyr Bey and Jason Beery, Urbankind Institute; with support from Amber Thompson, Economic Justice Circle; Nthando Thandiwe, Pittsburgh Budget and Policy Center; and Jared Kohler, CREATE Lab*